

## Delivery Scope

### Aesthetic Color Set Easy Cold curing



### Aesthetic Autopolymerisat polymer / monomer

120 g colour 34, opaque dark pink, veined  
120 g colour 53, light red, non-veined  
120 g colour 55, orange-red, non-veined  
120 g colour 57, dark red, non-veined  
150 ml Aesthetic Autopolymerisat LT modelling monomer  
150 ml Aesthetic Autopolymerisat monomer

8 Intensive Colors, 1 pot of fibres  
1 Iso-K separating liquid, 1 KMG polishing paste  
1 Aesthetic Intensive Opaque, 1 modelling instrument  
1 mixing tray, 1 shade guide, 1 pipette  
1 set of instructions for use, 1 marketing CD

### Aesthetic Color Set Easy Heat curing



### Aesthetic Basismaterial polymer / monomer

120 g colour 34, opaque dark pink, veined  
120 g colour 53, light red, non-veined  
120 g colour 55, orange-red, non-veined  
120 g colour 57, dark red, non-veined  
150 ml Aesthetic Basismaterial LT modelling monomer  
150 ml Aesthetic Basismaterial monomer

8 Intensive Colors, 1 pot of fibres  
1 Iso-K separating liquid, 1 KMG polishing paste  
1 Aesthetic Intensive Opaque, 1 modelling instrument  
1 mixing tray, 1 shade guide, 1 pipette  
1 set of instructions for use, 1 marketing CD

## Accessories



### PolyMaster

The innovative, time-saving method of polymerisation with cold curing polymers.



### JST flask

For controlled individual polymerisation with heat curing polymers.

# Aesthetic Color Set Easy



**Individualisation  
has never been so easy.**

Art.-Nr. 90200310 www.teama5.com EN/03/09/1000 © Copyright 2009 Candolor AG, Wangen/ZH

## Aesthetic Color Set Easy

### Time saving through premixed colours

In order to accommodate the short deadlines which have to be met in the laboratory, Candulor specialists have reviewed the range covered by the Aesthetic Color Set.

Ready-mixed colours in three different shades provide the dental technician with a simple and above all rapid means of producing individually selected gingival colour tones.



Laboratory tests have shown that stunning results are obtained, even without any preceding course. A clear and well-illustrated set of instructions gives the user full details of the individual steps to be followed. It acts as a valuable tool for prosthetic work.

### Natural colouring

Candulor places particular emphasis on the natural appearance of its acrylics. Their semi-opaque pigmentation refracts and reflects the incident light, giving the artificial tissue its natural pink hue.

This life-like appearance is enhanced by multi-coloured layering of the dentures.



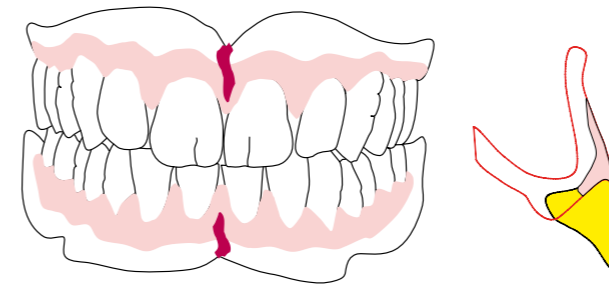
### Complete prosthetics system

Candulor is one of the few manufacturers to offer a complete prosthetics system. The product range includes teeth, denture base materials, prosthetic devices and the appropriate accessories. This special Aesthetic set for characterising denture base acrylics rounds off the product range.

### Indication

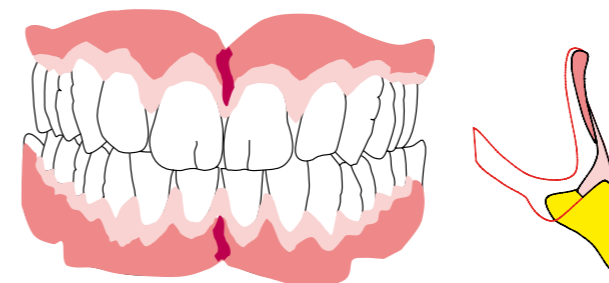
- Gingiva characterisation for:
- Complete dentures
  - Partial dentures
  - Implant dentures

### Soft 53



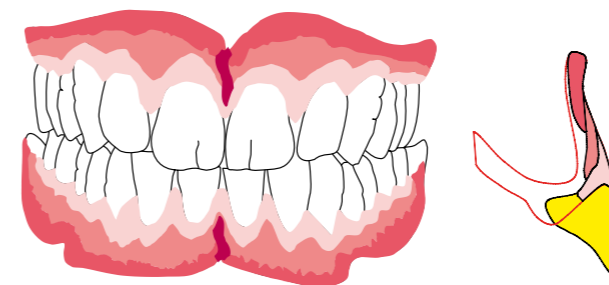
Colouring with premixed acrylic 53.

### Medium 53 55



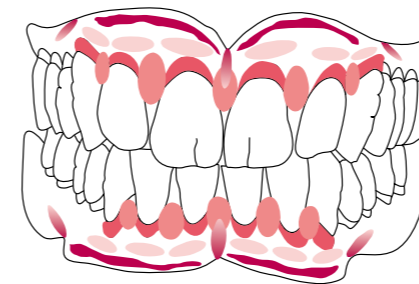
Colouring with the two premixed acrylics 53 and 55.

### Strong 53 55 57



Colouring with the three premixed acrylics 53, 55 and 57.

### Individual 53 55 57 + Intensive Colors



Colouring with the three premixed acrylics 53, 55 and 57 as well as characterisation with Intensive Colors.